MAGGIORE MA02

INSTRUKCJA MONTAŻU
ІНСТРУКЦІЯ МОНТАЖУ
ASSEMBLY MANUAL
INSTRUCTIONS POUR LE MONTAGE
MONTAGEANLEITUNG
MONTÁŽNY NÁVOD
NÁVOD NA MONTÁŽ
INSTRUCȚIUNI DE MONTARE
SZERELÉSI ÚTMUTATÓ
UPUTE ZA SASTAVLJANJE
ИНСТРУКЦИИ ЗА МОНТАЖ
ΟΔΗΓΙΕΣ ΣΥΝΑΡΜΟΛΟΓΗΣΗΣ
NAVODILA ZA MONTAŽO
MONTERINGSANVISNINGAR
INSTRUCCIONES DE MONTAJE
ISTRUZIONI DI MONTAGGIO
УПУТСТВО ЗА МОНТАЖУ

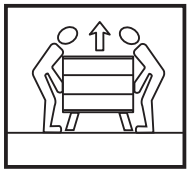

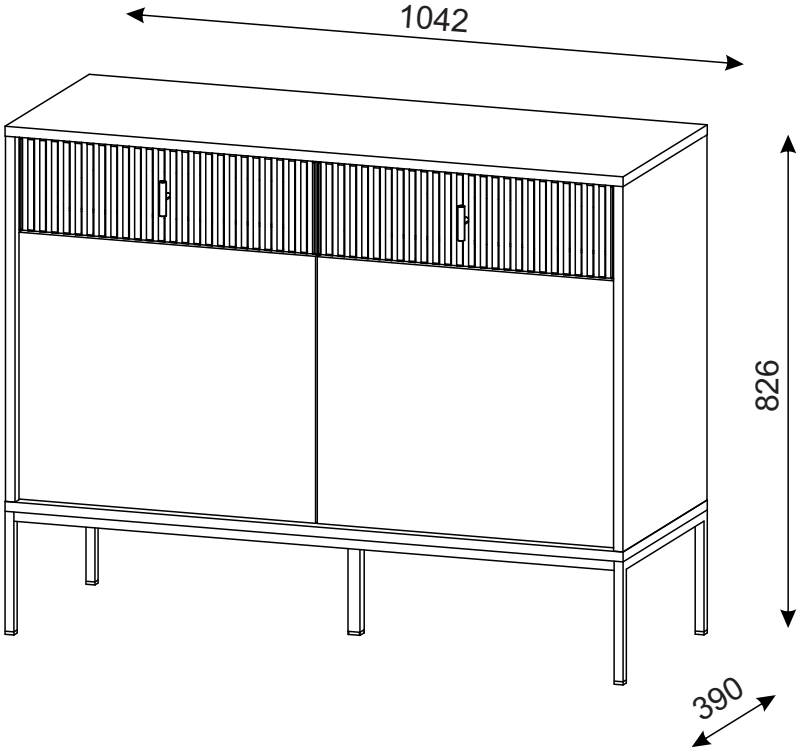



Do montażu potrzebne są:
Для монтажу потрібно:
You need for fitting-up:
Pour le montage il faut:
Für Montage werden benötigt:
K montá i potrebujete:
Na montáž potrebujete:
Pentru asamblare aveți nevoie de:
Az összeszereléshez szüksége lesz:
Za montažu vam je potrebno:
За сглобяване са ви необходими:
Για τη συναρμολόγηση χρειάζεστε:
Za montažo potrebujete:
För montering behöver du:
Para realizar el montaje es necesario:
Per il montaggio sono necessari:
За монтажу вам је потребно:

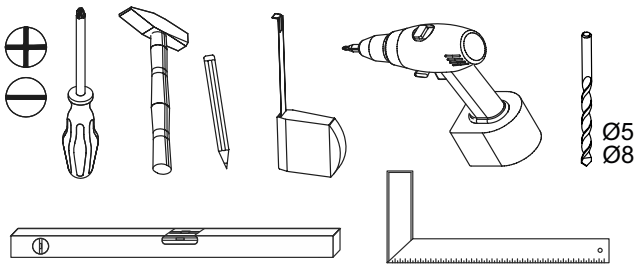

MAGGIORE MA02

PL Powierzchnię mebli należy czyścić tylko środkami do pielęgnacji mebli. Szanowny kliencie w przypadku_reklamacji prosimy wypełnić druki reklamacyjne dostępne w punktach sprzedaży przedkładając Kartę Reklamacyjną (zawierającą datę produkcji i numer pakowacza lub zmiany pakowania) umieszczona w każdej z paczek, oraz instrukcję montażu mebla, gdzie prosimy o zaznaczenie uszkodzonego elementu.

UA Поверхню меблів треба чистити тільки засобами для догляду за мебелями. Шановний клієнт для заяви рекламації, просимо заповнити формуляр рекламації, доступний у пунктах продажу, вказуючи рекламаційну карту (містить дату виробництва та номер пакувальника або зміни упаковки), прикладену до кожного пакету, а також інструкцію з монтажу меблів, на якій просимо позначити пошкоджений елемент.

GB Furniture surface must be cleaned only with furniture maintenance formulas. Dear customer, should you wish to file a complaint, we would request you to fill in the complaint forms available in our outlets, submitting the Complaint Card (specifying the date manufactured, packaging employee/ shift code) enclosed in each of the packets, together with the Assembly Manual, where please highlight the faulty component.

FR La surface des meubles ne peut ętre nettoyée qu'avec des produits pour l'entretien de meubles. Cher Client, en cas de réclamation, veuillez bien remplir des formulaires de réclamation accessibles dans les centres de vente en montrant le mode d'emploi pour monter le meuble. Nous vous demandons de bien vouloir y entourer l'élément en panne.

DE Reinigen Sie den Möbelbereich nur mit Möbelpflege. Kunden, bei Beanstandung Bitte füllen Sie die Reklamationsformulare, die in den Verkaufsabteilungen erhältlich sind, vor dem Verkauf aus eine Reklamationskarte (mit Angabe des Produktionsdatums und der Anzahl der Personen, die die Waren verpacken, oder der Anzahl der Schichten) Verpackung), die in jeder Packung enthlten ist, und Halterungen, in denen Sie reichlich vorhanden oder beschädigt sind ElementeReinigen Sie den Möbelbereich nur mit Möbelpflege. Kunden, bei Beanstandung.

CZ Povrch nábytku čistěte pouze přípravky určenými k ošetřování nábytku.Vá ený zákazníku, v případě uplatnění reklamace vyplňte prosím reklamační formuláře, které jsou dostupné v prodejnách a předlo te Reklamační kartu (obsahující datum výroby a číslo balení nebo změny balení, která je umístěna v balíčku) a návod k obsluze s vyznačením poškozeného dílu.

SK Povrch nábytku čistite iba prostriedkami určenými na ošetrovanie nábytku.Vá ení zákazníci! V prípade reklamácie prosíme, aby ste vyplnili tlačivá, ktoré sú prístupné v obchodoch, predlo ili Reklamačný list (ktorý obsahuje dátum výroby a číslo baliča alebo číslo zmeny pri balení), ktorý sa nachádza v ka dom balení a návod na montá nábytku, v ktorom označte poškodenú čas.

RO Suprafata ei trebuie să fie curătată numai cu substante destinate pentru curătarea mobilei. Stimate Cumpărător, în caz de reclamatie vă rugâm să completati formularul de reclamatie pe care îl puteti lua de la punctul de vânzare si pe care îl veti prezenta împreună cu Cartela de Garantie (care contine data productiei si nr ambalatorului sau turei de ambalare), însotită la fiecare ambalaj, precum si instructiunile de montaj ale mobilei, pe care vă rugâm să marcati elementul deteriorat.

HU A bútor felületét csak bútorápoló szerekkel szabad tisztítani. Tisztelt Ügyfelünk, panaszával! Kérjük, töltse ki az értékesítési pontokon elérhető reklamációs űrlapot a panaszkártya megjelölésével (a dátumot tartalmazzaa csomagoló gyártása és száma vagy a csomagcsere) minden csomaghoz mellékelve, valamint a beszerelési útmutatóbútor, amelyen kérjük a sérült elem megjelölését.

HR Površinu namještaja treba čistiti samo sredstvima za njegu namještaja. Poštovani kupci za reklamaciju,ispunite obrazac za reklamacije dostupan na prodajnim mjestima uz naznaku reklamacijske kartice (sadrži datumproizvodnja i broj pakera ili promjena paketa) priložen uz svaki paket, kao i upute za montažunamještaja, na kojem Vas molimo da označite oštećeni element.

BG Повърхността на мебелите трябва да се почиства само с препарати за поддържане на мебели.Уважаеми клиенти, в случай на рекламация моля попълнете формулярите за рекламация, които ще получите в търговските пунктове, като представите Картата за рекламация (съдържаща датата на производство и номера на опаковчика или смяната за опаковане), която ще намерите във всяка опаковка, и инструкцията за монтаж на мебела, върху която да отбележите повредения елемент.

GR Η επιφάνεια των επίπλων πρέπει να καθαρίζεται μόνο με προϊόντα περιποίησης επίπλων. Αγαπητέ πελάτη, για να κάνετε ένα παράπονο, συμπληρώστε τη φόρμα παραπόνων που είναι διαθέσιμη στα σημεία πώλησης, αναφέροντας την κάρτα παραπόνων (που περιέχει την ημερομηνία κατασκευής και τον αριθμό του συσκευαστή ή αλλαγής συσκευασίας) που επισυνάπτεται σε κάθε συσκευασία, καθώς και τις οδηγίες συναρμολόγησης επίπλων, στις οποίες σας ζητάμε να σημειώσετε το κατεστραμμένο αντικείμενο.

SI Površino pohištva čistite samo s sredstvi za nego pohištva. Spoštovani kupec, prosimo, da za reklamacijo izpolnite reklamacijski obrazec, ki je na voljo na prodajnih mestih, in navedite reklamacijski karton (z datumom izdelave in številko embalaže ali spremembe embalaže), ki je priložen vsakemu paketu ter navodila za montažo pohištva, na katerih vas prosimo, da označite poškodovani artikel.

SE Ytan på möbeln ska endast rengöras med möbelvårdsprodukter. Bästa kund, för att göra ett reklamation, vänligen fyll i reklamationsformuläret som finns på försäljningsställena, med angivande av reklamationskortet (som innehåller tillverkningsdatum och numret på förpackaren eller bytet av förpackning) som bifogas varje förpackning, samt möbelmonteringsanvisningen, på vilken vi ber dig att märka den skadade varan.

ES Limpiar la superficie de muebles exclusivamente con los agentes para el cuidado de los muebles.Estimado Cliente, en caso de reclamaciones, hagan favor de rellenar los formularios de reclamación disponibles en los puntos de venta, presentando las instrucciones de montaje de mueble, donde es necesario indicar un elemento estropeado.

IT La superficie dei mobili deve essere pulita solo con prodotti per la cura dei mobili. Gentile cliente, per presentare un reclamo, La preghiamo di compilare il modulo di reclamo disponibile presso i punti vendita, indicando la scheda di reclamo (contenente la data di produzione e il numero dell'imballatore o del cambio di imballo) allegata a ciascun pacco, nonché le istruzioni di montaggio del mobile, sulle quali vi chiediamo di contrassegnare l'oggetto danneggiato.

RS Површину намештаја треба чистити само средствима за негу намештаја. Поштовани купче, за рекламацију попуните формулар за рекламацију који је доступан на продајним местима, наводећи рекламацију (која садржи датум производње и број пакера или промене паковања) приложену уз свако паковање, као и упутство за монтажу намештаја, на коме вас молимо да обележите оштећени предмет.

MAGGIORE MA02

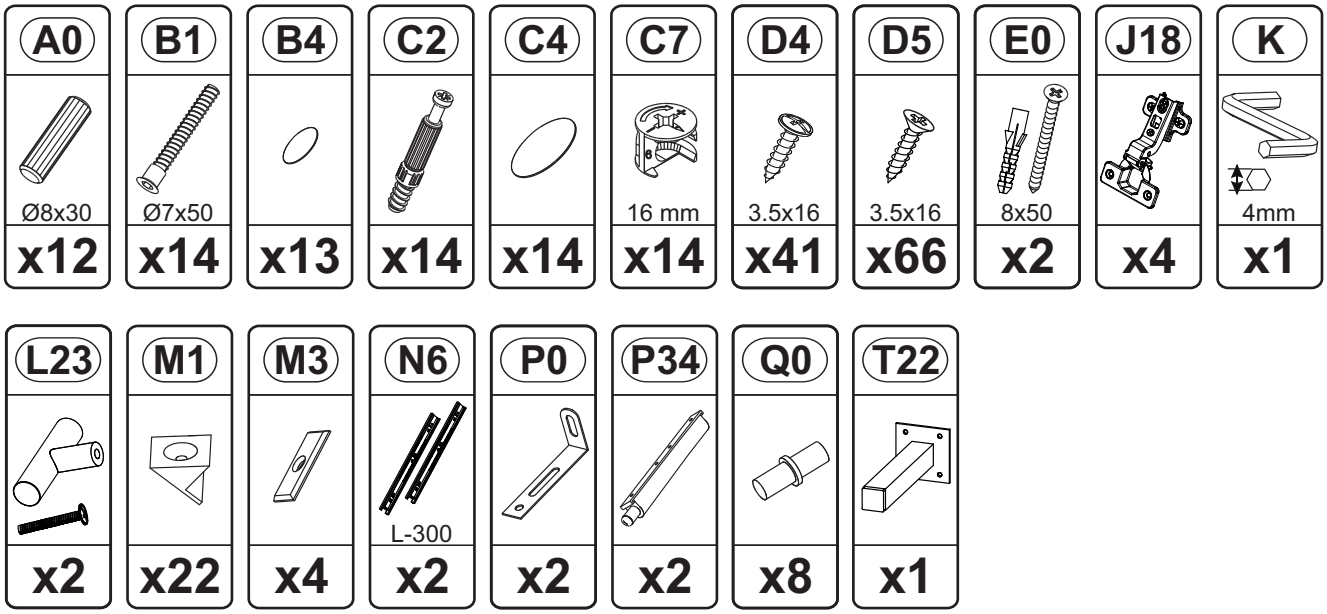

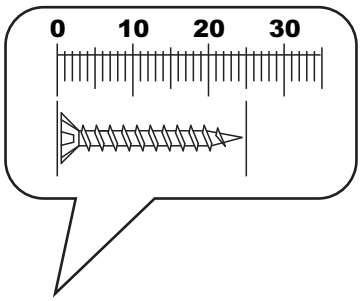

MAGGIORE MA02

1	1042	390	16	x1	2/2
2	1042	390	16	x1	2/2
3	594	389	16	x1	1/2
4	594	389	16	x1	1/2
5	594	339	16	x1	2/2
6	495	335	16	x2	1/2
7	80	439,5	16	x2	1/2
8	100	300	16	x2	1/2
9	100	300	16	x2	1/2

10	434	500	18	x2	1/2
11	151	500	18	x1	1/2
12	151	500	18	x1	1/2
13	604	509	3	x2	1/2
14	449	304	3	x2	1/2
15	1012	15	15	x1	2/2

16	390	200	65	x2	1/2
					1/2

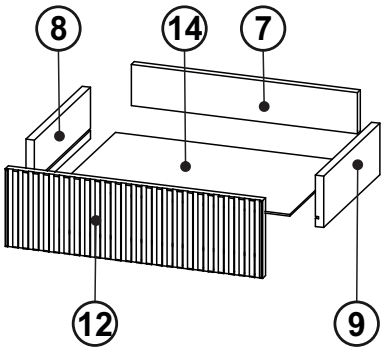

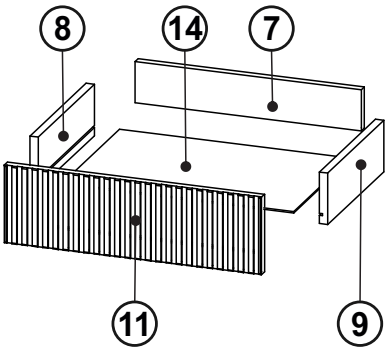

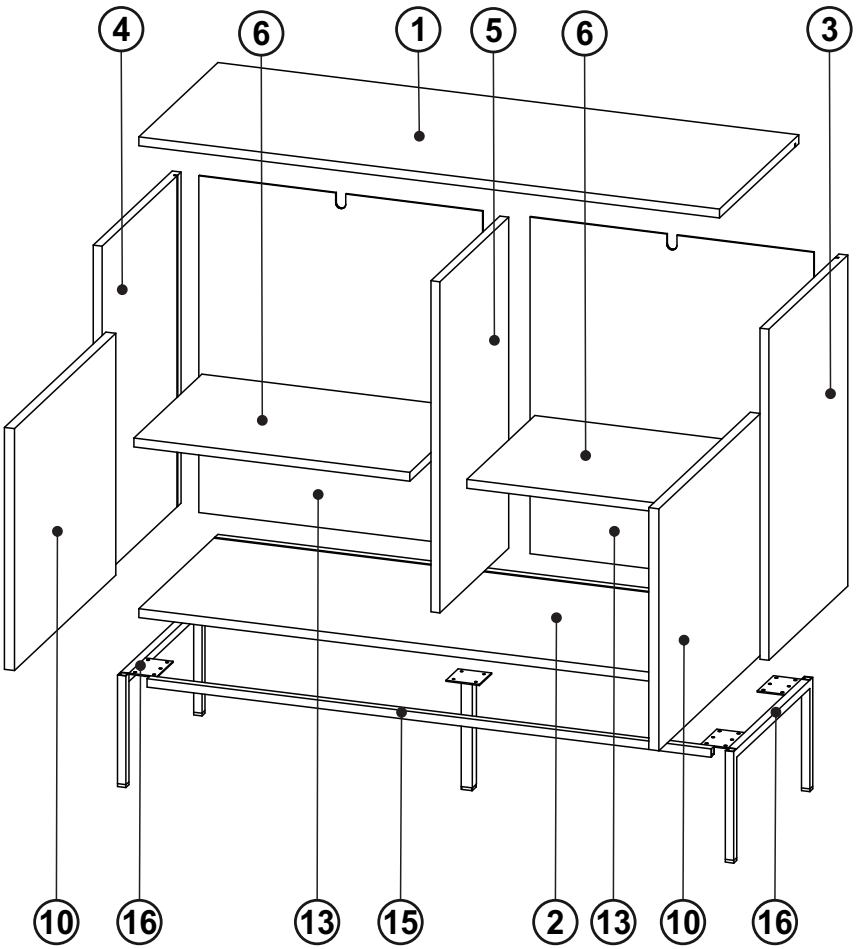

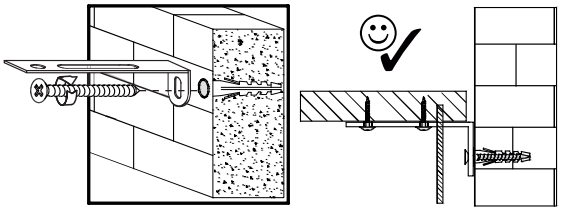

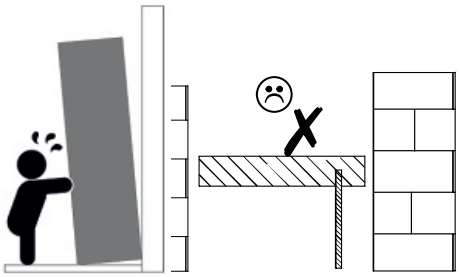

PL	Przymocować do ściany	SK	Pripevnenie na stenu	SI	Pritrdite na steno
UA	Прикріпити до стіни	RO	Atașați la perete	SE	Fäst på väggen
GB	Attach to the wall	HU	A falhoz rögzítés	ES	Fijar a la pared
FR	Fixation au mur	HR	Montaža na zid	IT	Attacca al muro
DE	An der Wand befestigen	BG	Закрепване към стената	RS	Причврстите на зид
CZ	Připevnění ke stěně	GR	Στερεώστε στον τοίχο		

PL - Proszę nie montować mebla, jeśli jego elementy są uszkodzone. Przed zmontowaniem poszczególne elementy mebla należy dokładnie obejrzeć. W przypadku uszkodzeń, należy je zgłosić wraz z dokumentacją zdjęciową, celem rozpatrzenia reklamacji i podjęcia właściwych działań.

UA - Будь ласка не збирайте меблі, якщо їх елементи пошкоджені. Перед складанням необхідно ретельно оглянути окремі елементи меблів. У разі пошкодження їх, слід повідомити разом з фотодокументацією, щоб розглянути скаргу та вжити відповідних заходів.

GB - Please do not assemble the furniture if its parts are damaged. Before assembling, individual elements of the furniture should be carefully inspected. In case of visible damage, it should be reported along with photographic documentation, to analise the complaint and take approptiate action.

FR - Si vous constatez que les pièces sont endommagées, veuillez ne pas monter le meuble. Avant le montage, les éléments individuels du mobilier doivent être soigneusement inspectés. En cas d'un endommagement, ils doivent être signalés avec la documentation photographique afin d'examiner la réclamation et de prendre les mesures appropriées.

DE - Bitte montieren Sie die Möbel nicht, wenn ihre Teile beschädigt sind. Vor dem Zusammenbau sollten einzelne Elemente der Möbel sorgfältig geprüft werden. Im Schadensfall sollten sie zusammen mit der Foto Dokumentation gemeldet werden, um die Beschwerde zu prüfen und geeignete Maßnahmen zu ergreifen.

CZ - Prosím, nesbírejte nábytek, pokud jsou jeho prvky poškozené. Před montáží je nutné pečlivě prohlédnout jednotlivé prvky nábytku. V případě jejich poškození je třeba je nahlásit spolu s fotodokumentací pro posouzení reklamace a přijetí vhodných opatření.

SK - Prosím, nezbierajte nábytok, ak sú jeho prvky poškodené. Pred montážou je potrebné dôkladne prezrieť jednotlivé prvky nábytku. V prípade ich poškodenia je potrebné nahlásiť ich spolu s fotodokumentáciou pre posúdenie reklamácie a prijatie vhodných opatrení.

RO - Vă rugăm să nu colectați mobilier dacă elementele acesteia sunt deteriorate. Înainte de asamblare, este necesar să inspectați cu atenție elementele individuale ale mobilierului. În caz de deteriorare a acestora, trebuie raportat împreună cu documentația foto pentru a lua în considerare reclamația și a lua măsurile corespunzătoare.

HU - Kérjük, ne gyűjtse össze a bútorokat, ha azok elemei sérültek. Összeszerelés előtt alaposan meg kell vizsgálni a bútor egyes elemeit. Ha megsérülnek, fényképes dokumentációval együtt be kell jelenteni a panasz mérlegelésére és a megfelelő intézkedések megtételére.

HR - Molimo nemojte skupljati namještaj ako su njegovi dijelovi oštećeni. Prije montaže potrebno je pažljivo pregledati pojedine elemente namještaja. U slučaju oštećenja iste potrebno je prijaviti uz fotodokumentaciju kako bi se reklamacija razmotrila i poduzele odgovarajuće mjere.

BG - Моля, не събирайте мебели, ако елементите им са повредени. Преди сглобяването е необходимо внимателно да се огледат отделните елементи на мебелите. В случай на повреда по тях, тя следва да бъде докладвана заедно със снимков документ за разглеждане на рекламацията и предприемане на съответните мерки.

GR - Μην συλλέγετε έπιπλα εάν τα στοιχεία τους είναι κατεστραμμένα. Πριν από τη συναρμολόγηση, είναι απαραίτητο να επιθεωρήσετε προσεκτικά τα μεμονωμένα στοιχεία των επίπλων. Σε περίπτωση βλάβης τους, θα πρέπει να αναφέρεται μαζί με φωτογραφική τεκμηρίωση για εξέταση της καταγγελίας και λήψη των κατάλληλων μέτρων.

SI - Ne zbirajte pohištva, če so njegovi elementi poškodovani. Pred montažo je potrebno natančno pregledati posamezne elemente pohištva. V primeru poškodb le-teh je potrebno prijaviti skupaj s fotodokumentacijo, da se reklamacija obravnava in ustrezno ukrepa.

SE - Samla inte möbler om dess delar är skadade. Före montering är det nödvändigt att noggrant inspektera de enskilda delarna av möblerna. I händelse av skada på dem bör det rapporteras tillsammans med bilddokumentation för att överväga klagomålet och vidta lämpliga åtgärder.

ES - Por favor, no recoja muebles si sus elementos están dañados. Antes del montaje, es necesario inspeccionar cuidadosamente los elementos individuales de los muebles. En caso de daño a los mismos, se debe informar junto con documentación fotográfica para considerar la denuncia y tomar las medidas correspondientes.

IT - Si prega di non raccogliere mobili se i suoi elementi sono danneggiati. Prima del montaggio è necessario ispezionare attentamente i singoli elementi del mobile. In caso di danneggiamento degli stessi, deve essere segnalato insieme alla documentazione fotografica per prendere in considerazione il reclamo e prendere le misure appropriate.

RS - Немојте сакупљати намештај ако су његови елементи оштећени. Пре монтаже, потребно је пажљиво прегледати појединачне елементе намештаја. У случају оштећења на њима, треба их пријавити уз фото документацију да се рекламација размотри и предузму одговарајуће мере.

1



A0	C7	D5	J18	N6	Q0
Ø8x30	16 mm	3.5x16		L-300	
x8	x4	x4	x4	x1	x4

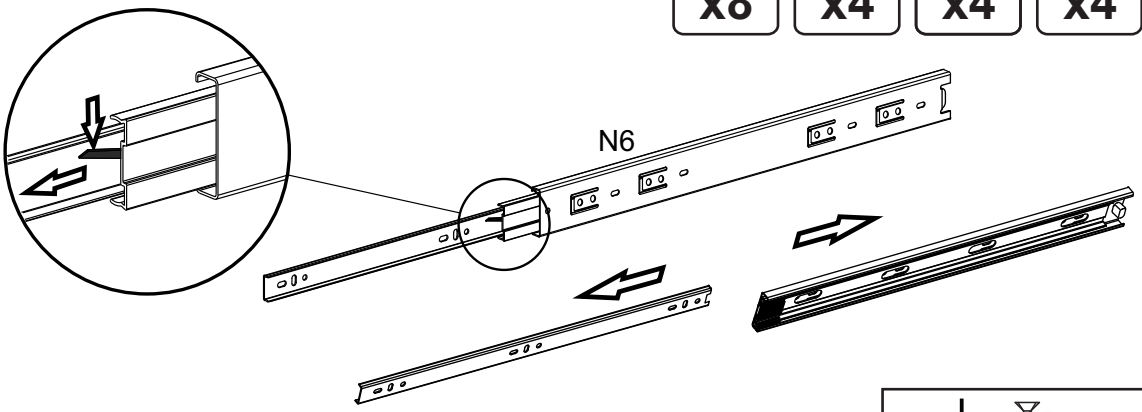

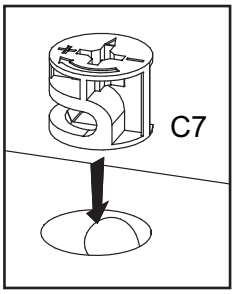

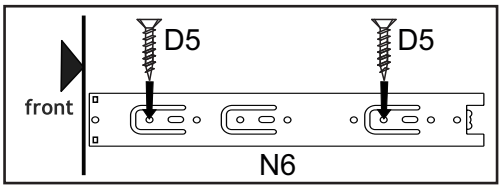

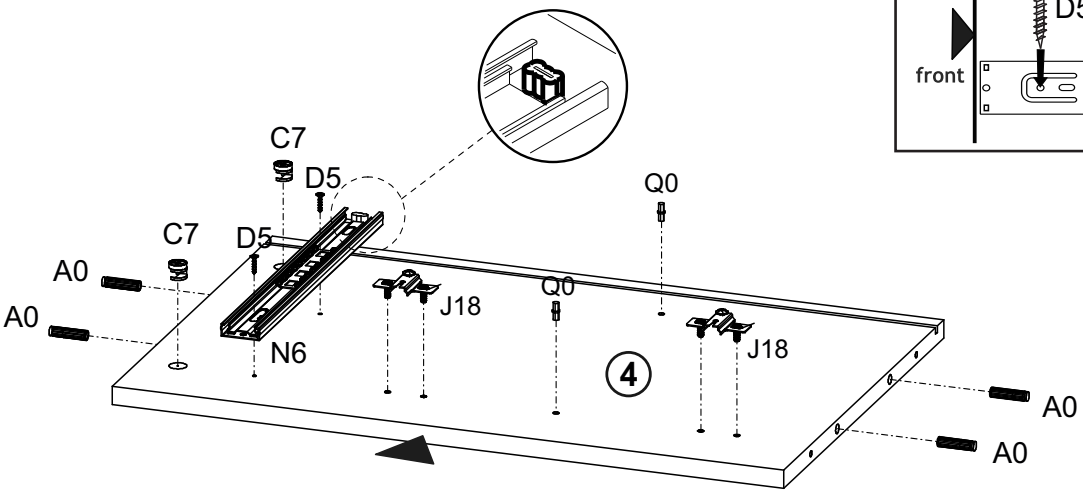

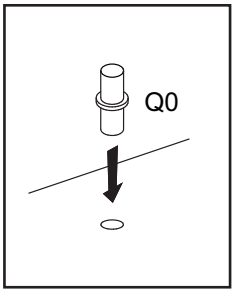

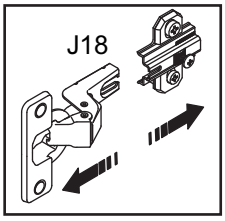

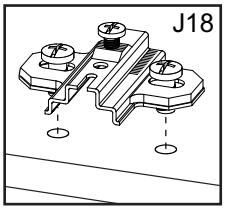

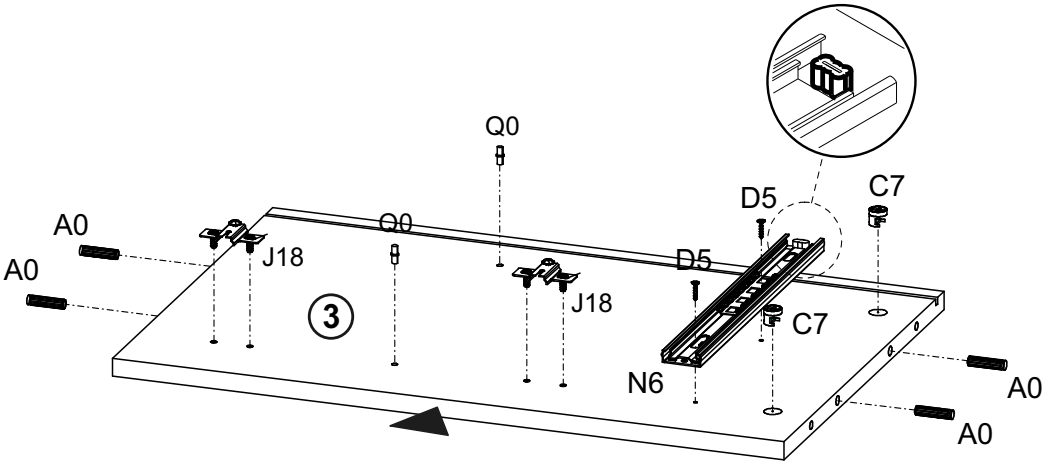

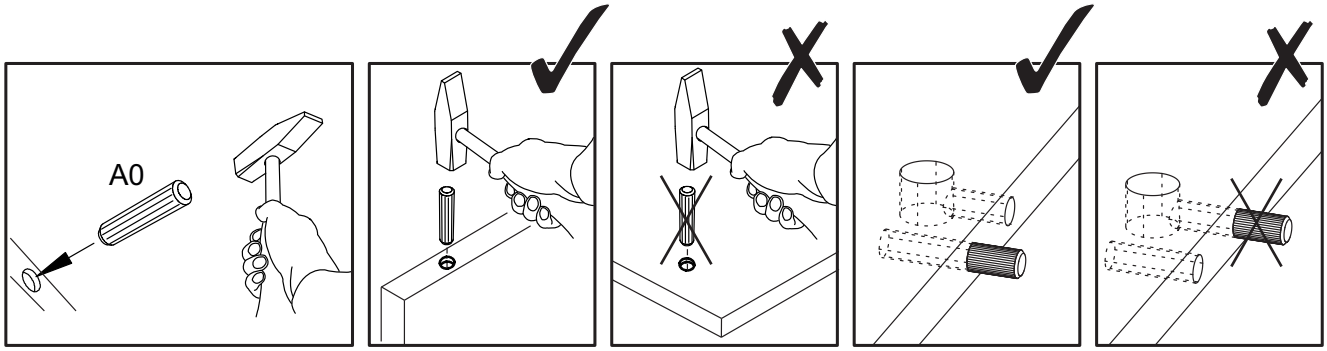

2

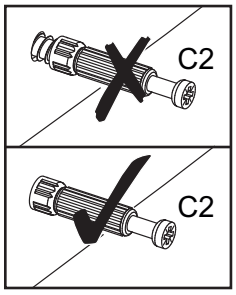

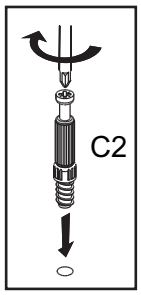

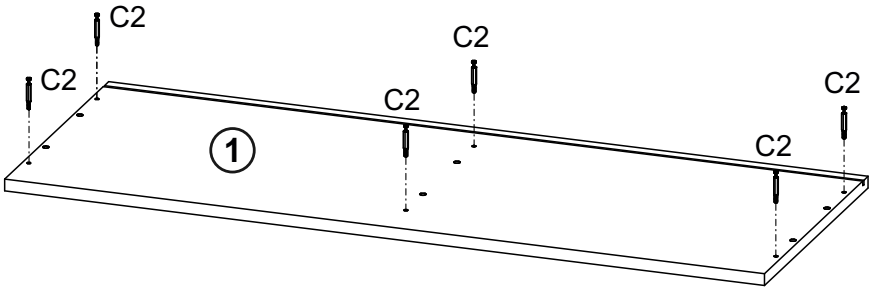

C2
x6

3

A0	C7	D5	N6	Q0
Ø8x30	16 mm	3.5x16	L-300	
x4	x2	x4	x1	x4

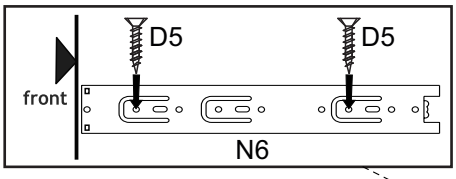



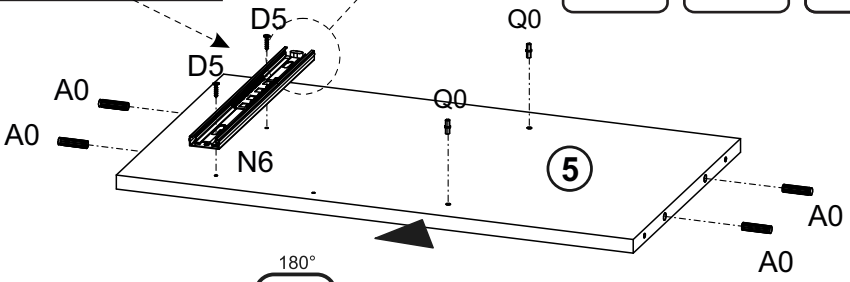

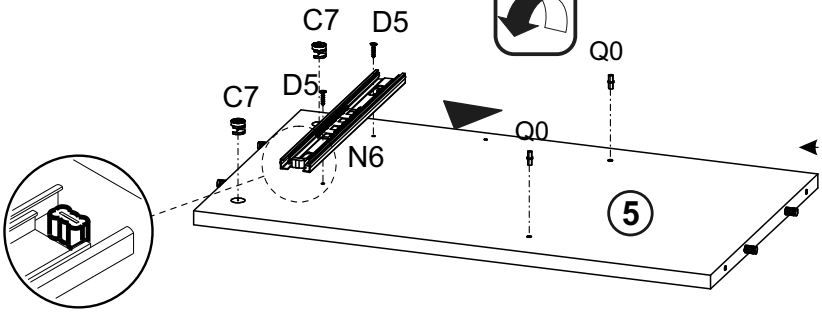

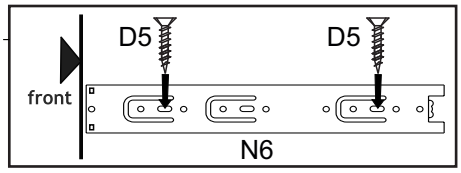

4

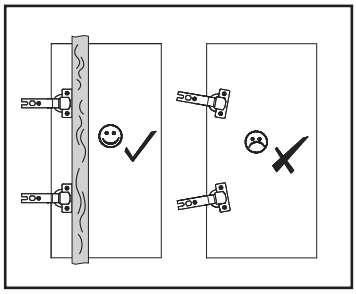

D5	J18
3.5x16	
x8	x4

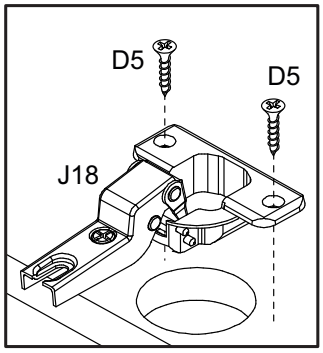

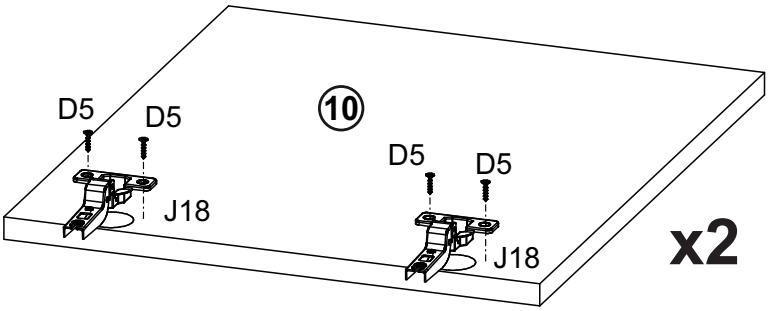

x2

5

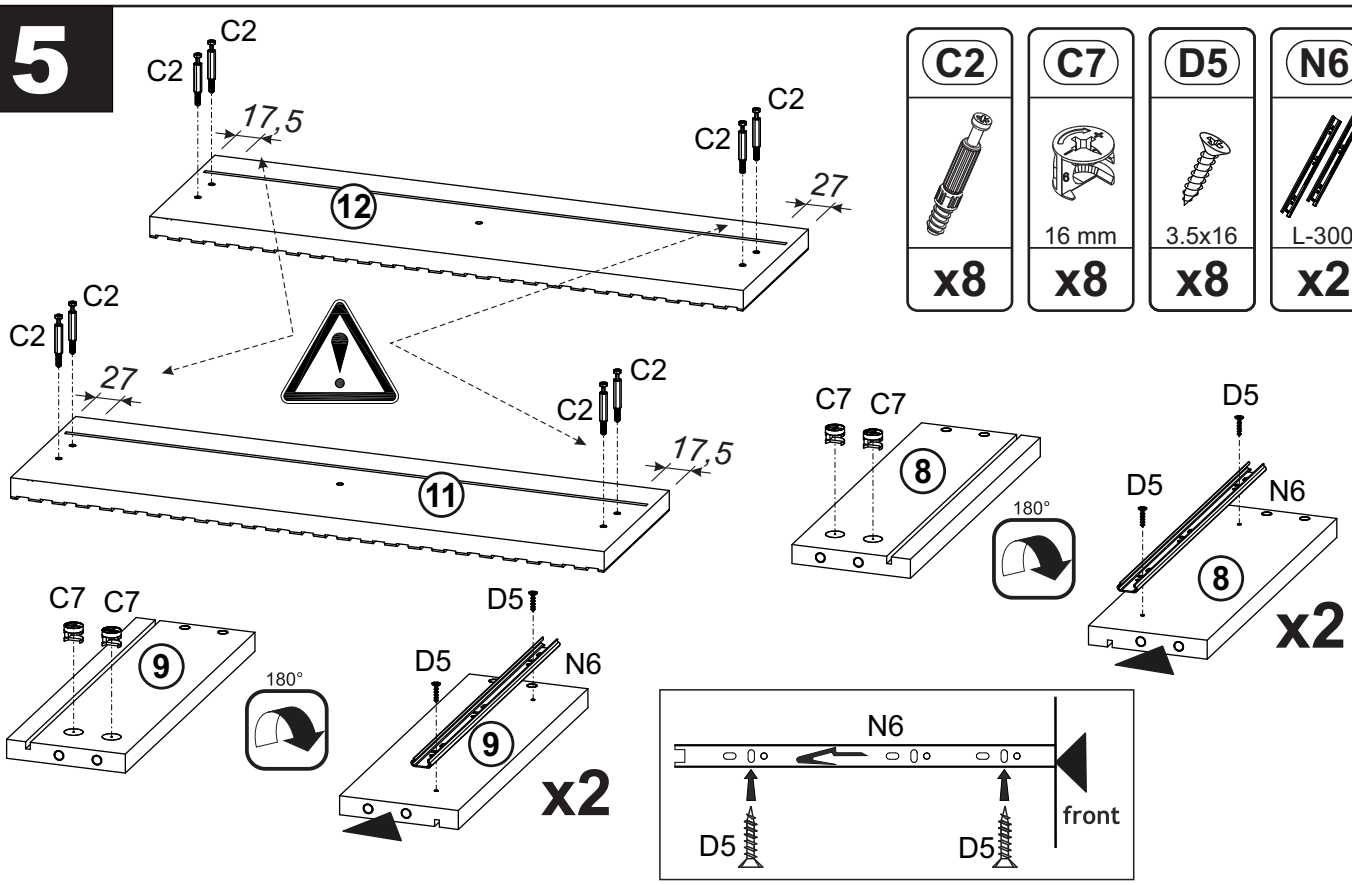

C2	C7	D5	N6
	16 mm	3.5x16	L-300
x8	x8	x8	x2

6

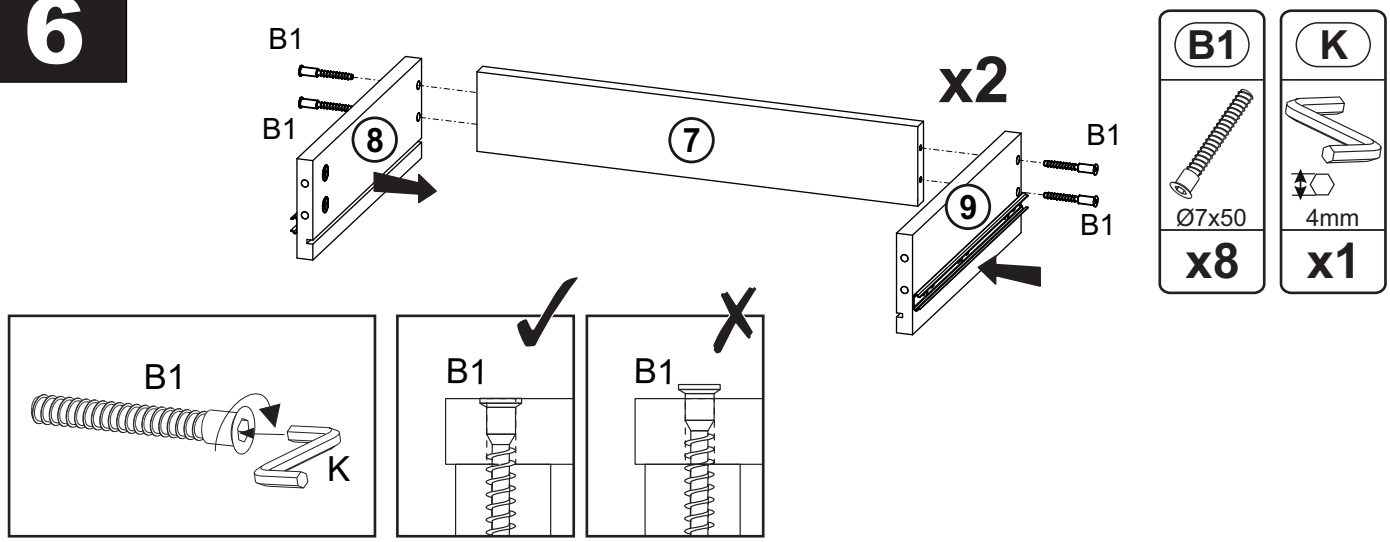

B1	K
Ø7x50	4mm
x8	x1

7

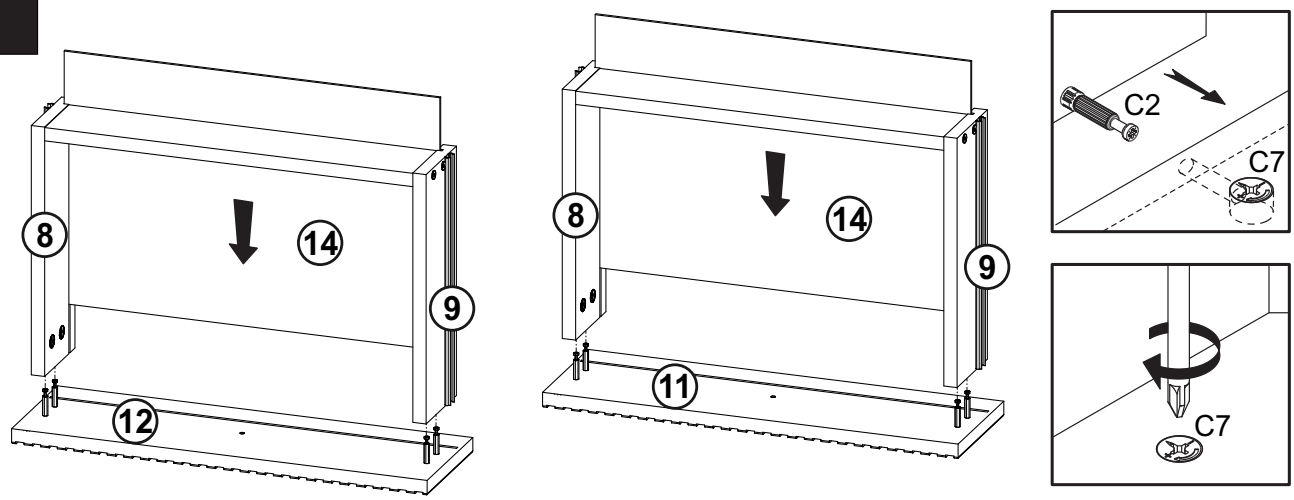

8

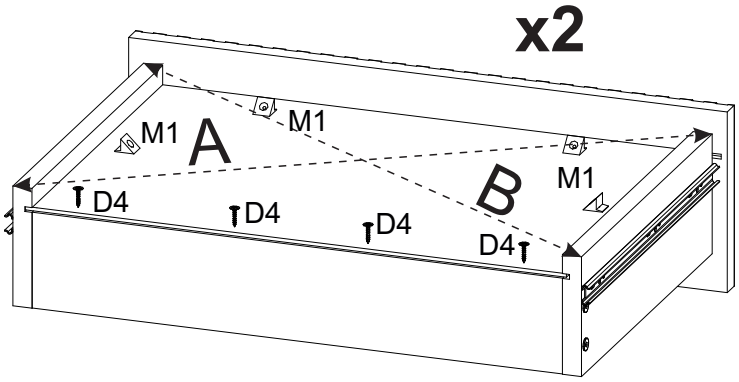
x2
M1
A
M1
B
M1
D4
D4
D4
D4

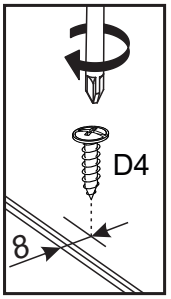
D4
8

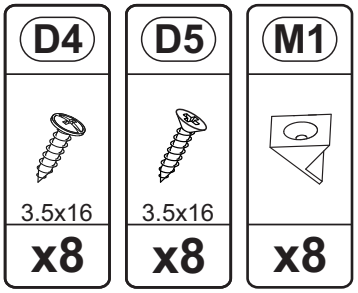
D4
3.5x16
x8
D5
3.5x16
x8
M1
x8

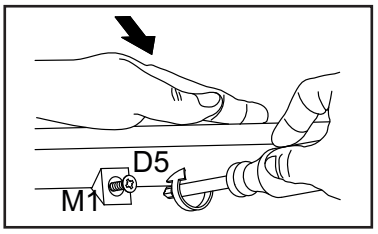
D5
M1

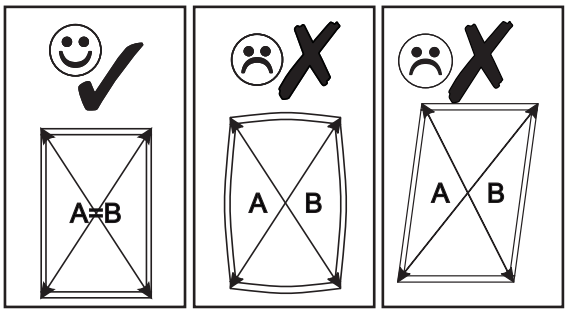
A=B
A
B
A
B

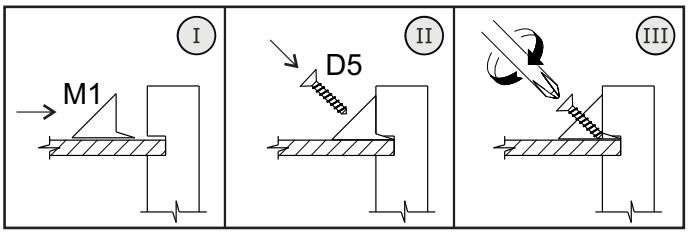
I
M1
II
D5
III

9

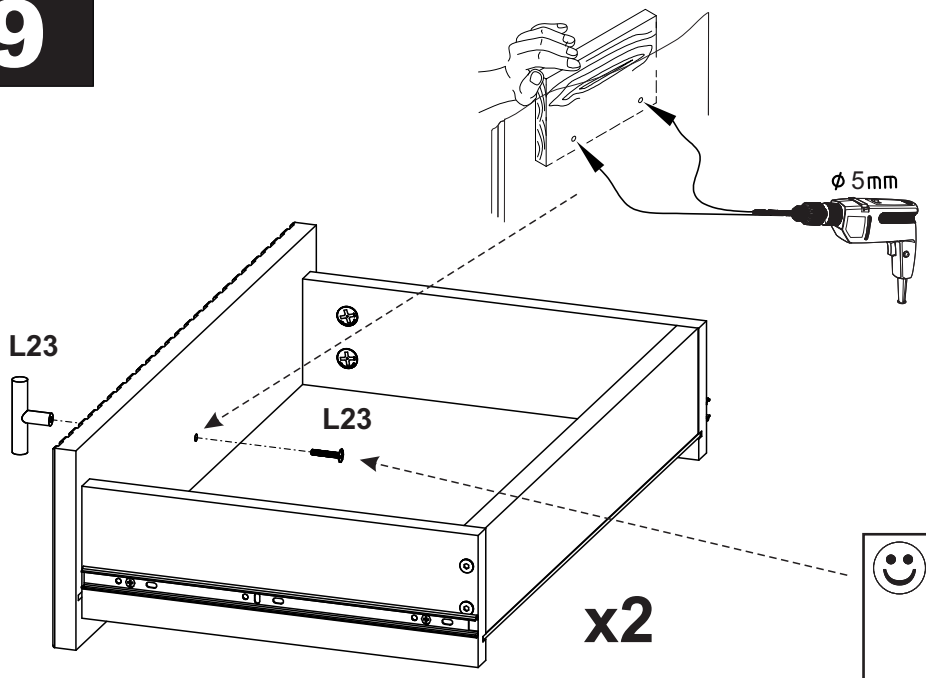
ϕ 5mm
L23
L23
x2

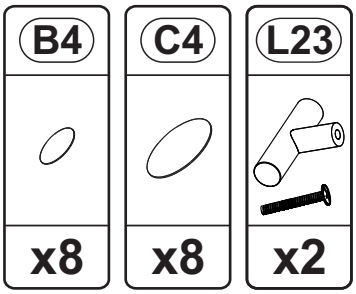
B4
x8
C4
x8
L23
x2

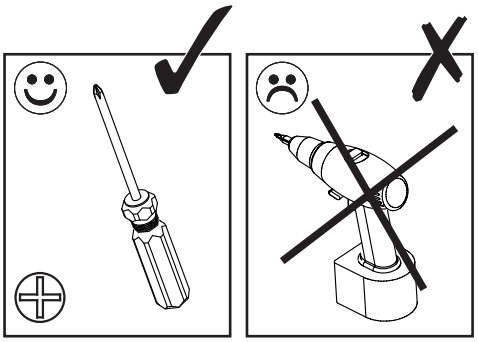

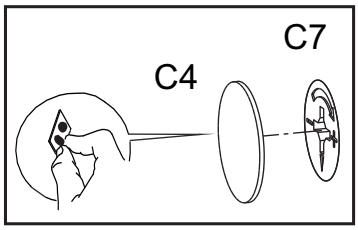
C7
C4

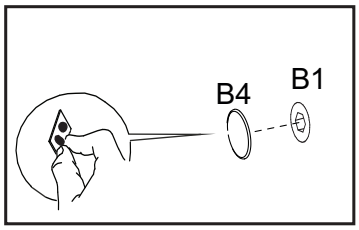
B4
B1

10

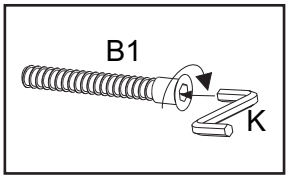
B1
K

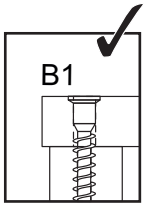
B1

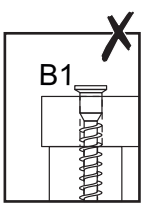
B1

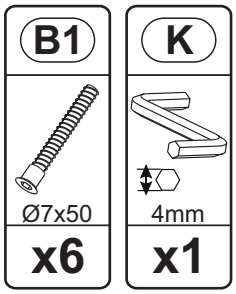
B1
Ø7x50
x6
K
4mm
x1

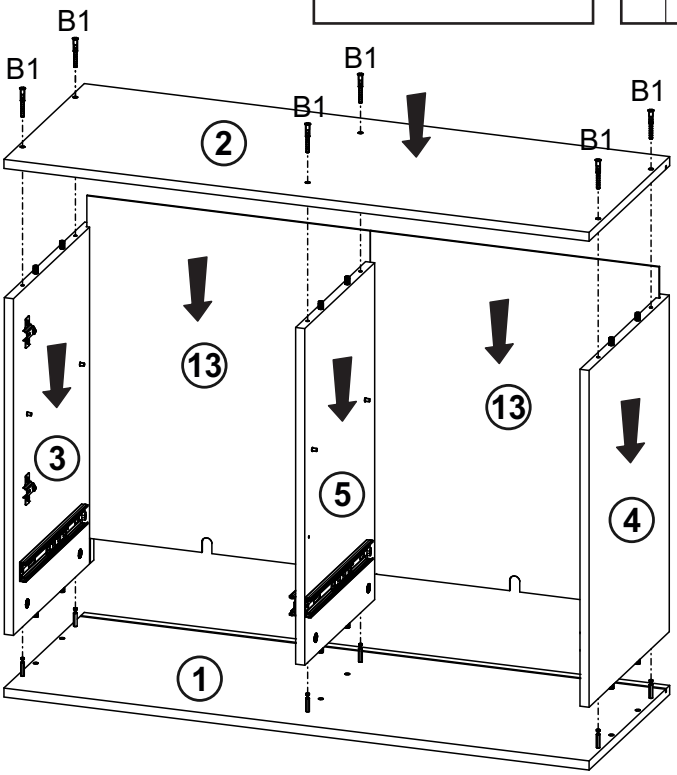
B1
B1
B1
B1
B1
B1
2
13
13
3
5
4
1

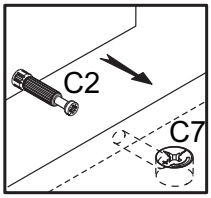
C2
C7

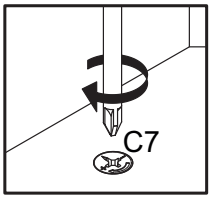
C7

11

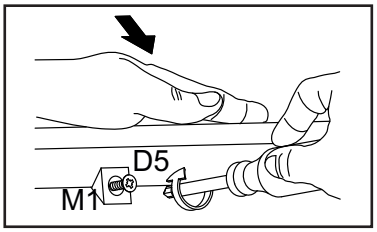
D5
M1



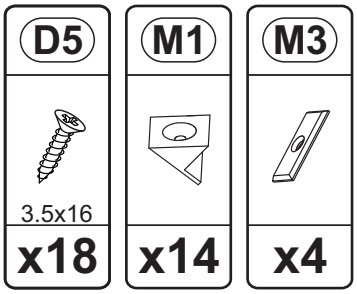
D5
3.5x16
x18
M1
x14
M3
x4

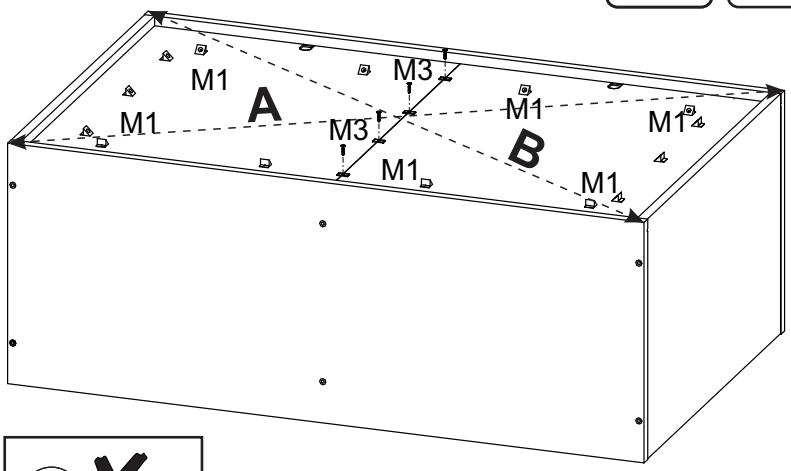
M1
M3
A
M1
M1
M1
M3
B
M1
M1

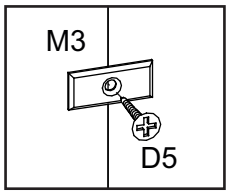
M3
D5

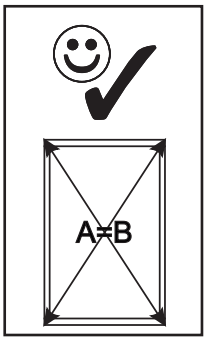
A=B

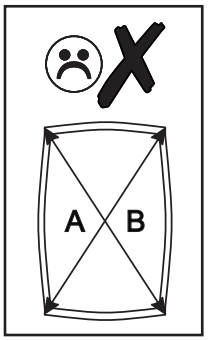
A
B

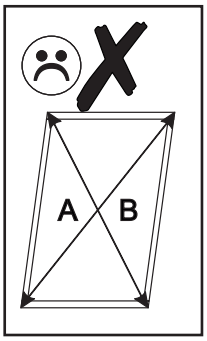
A
B

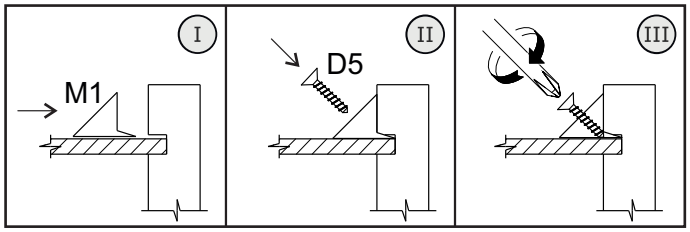
I
M1
II
D5
III

12

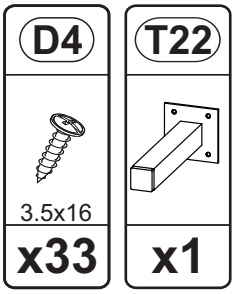
D4
3.5x16
x33
T22
x1

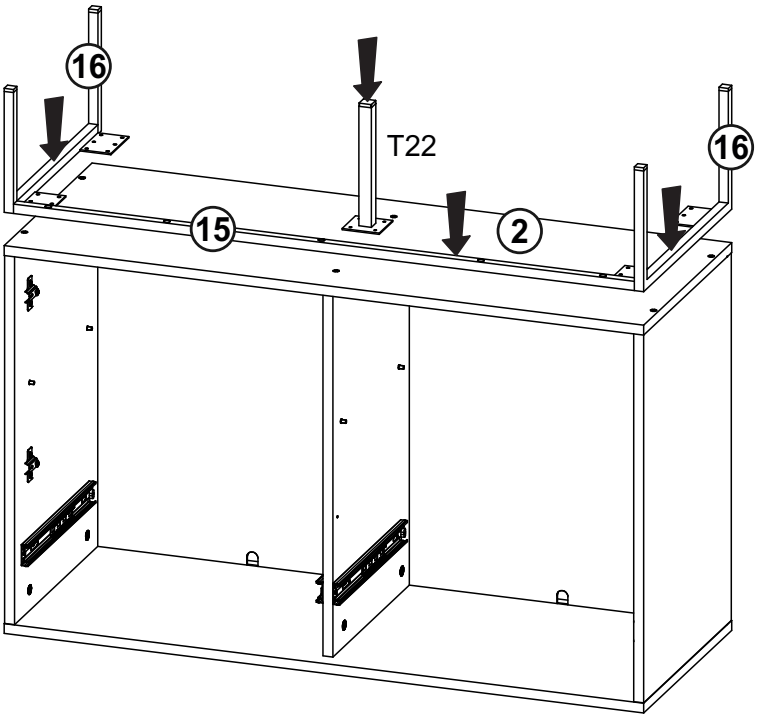
16
T22
16
15
2

I

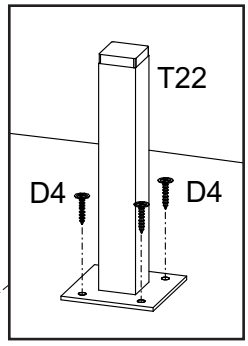
T22
D4
D4

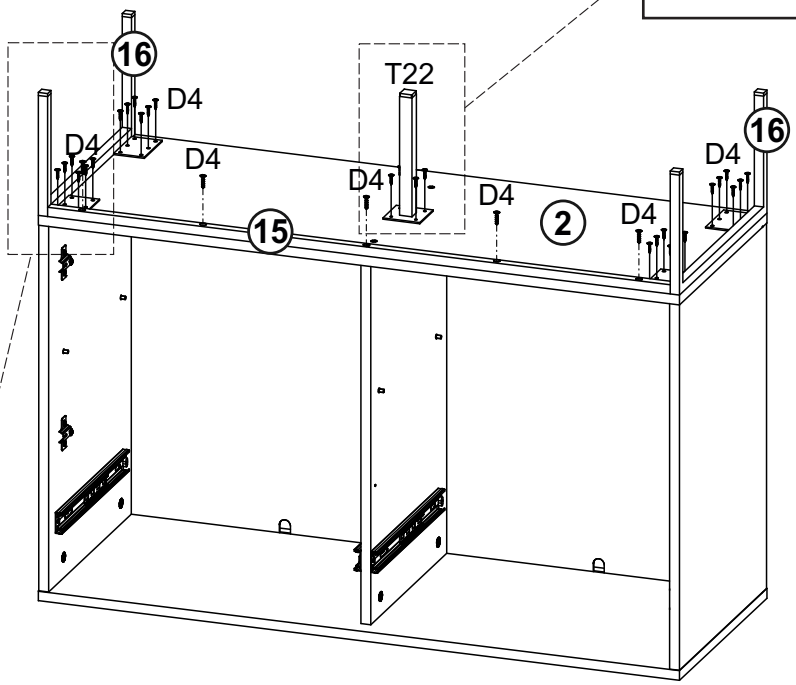
16
D4
D4
D4
T22
D4
D4
D4
D4
16
15
2

II

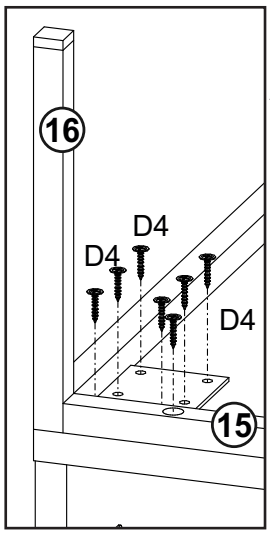
16
D4
D4
D4
15

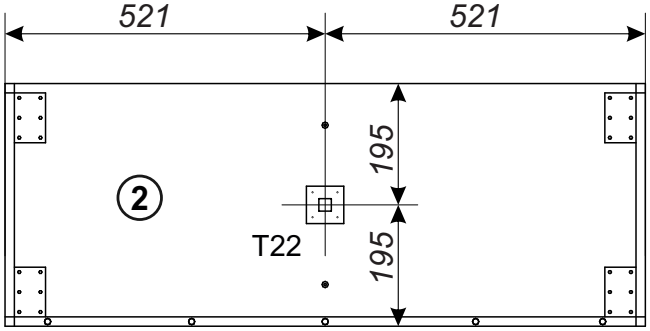
521
521
195
195
2
T22

13

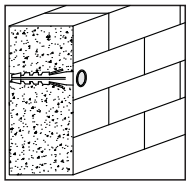





B4	C4	D5	E0	P0
		3.5x16	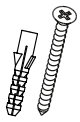 8x50	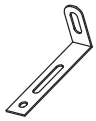
x5	x6	x4	x2	x2

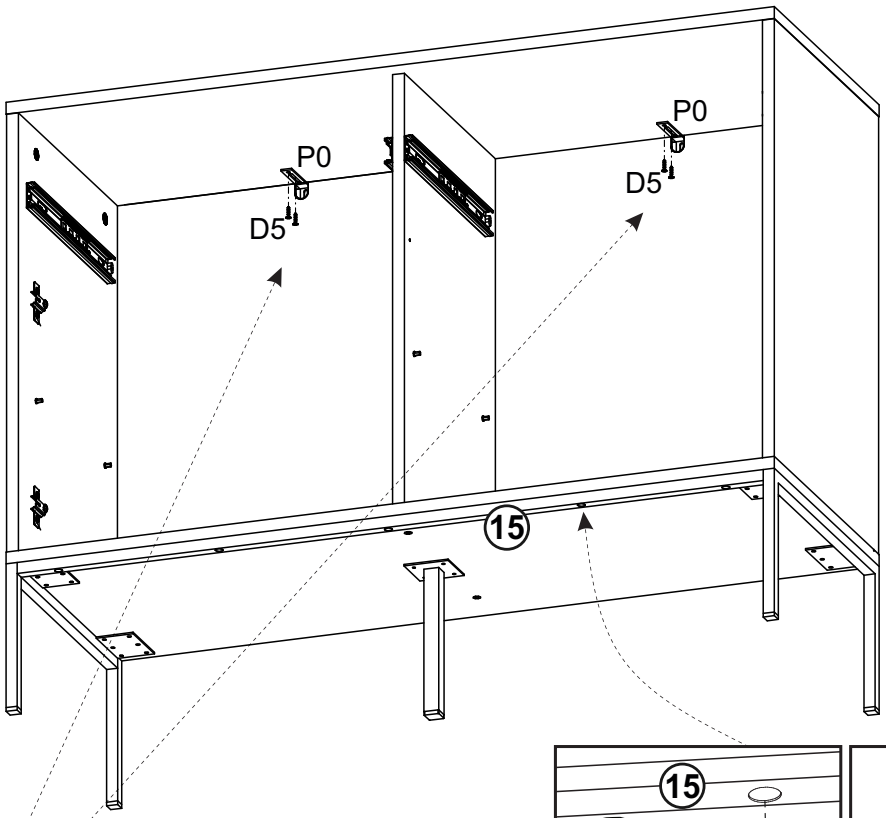

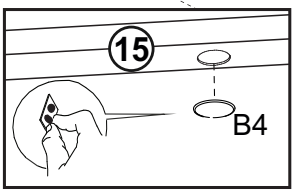

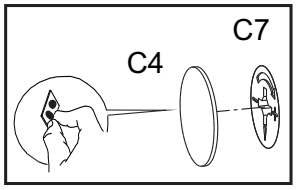

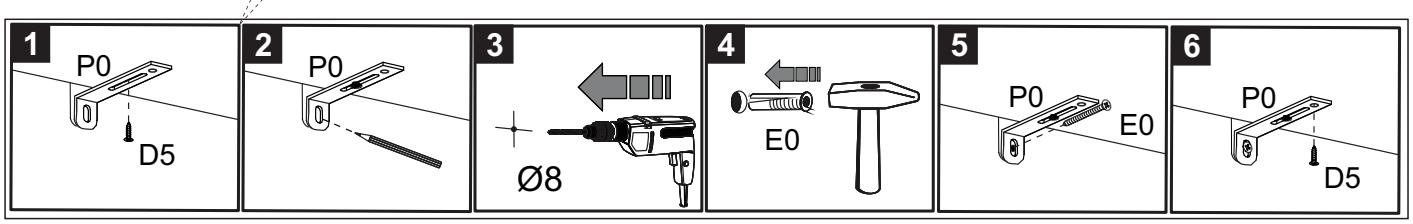

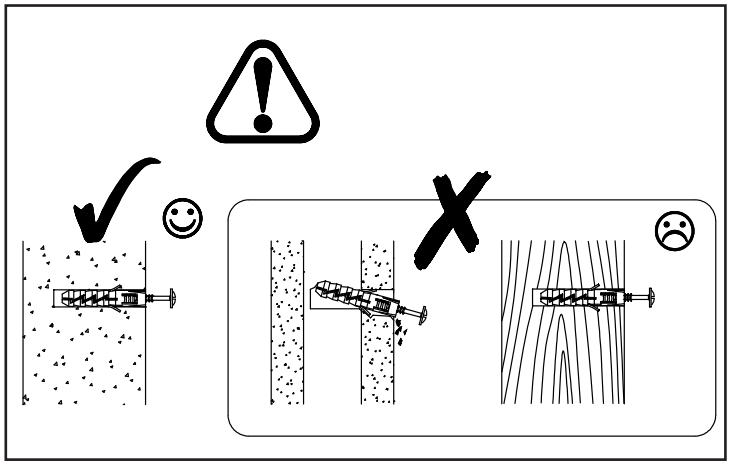

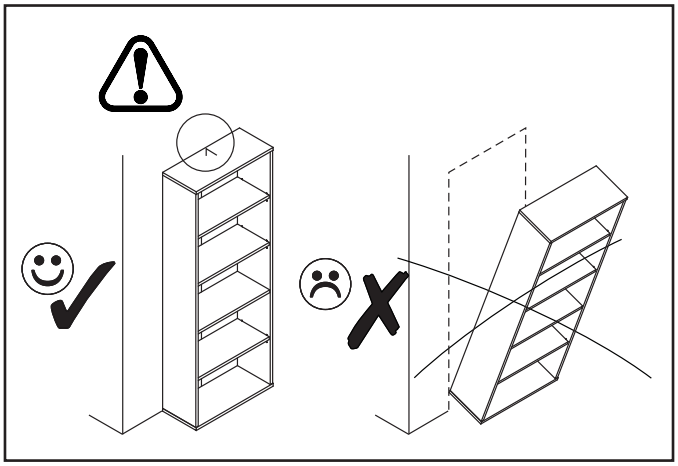

14

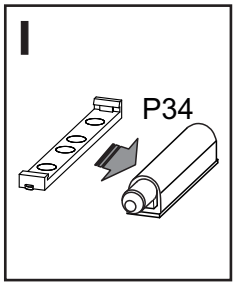
I
P34

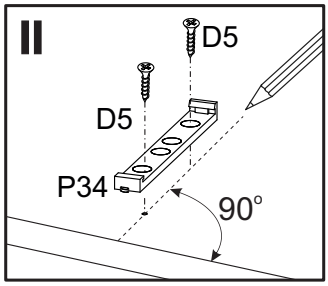
II
D5
D5
P34
90°

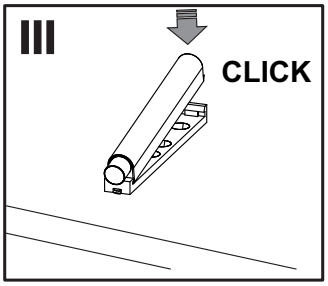
III
CLICK

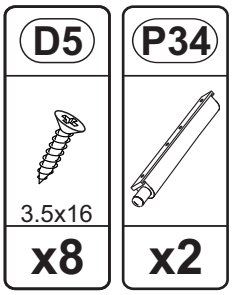
D5
3.5x16
x8
P34
x2

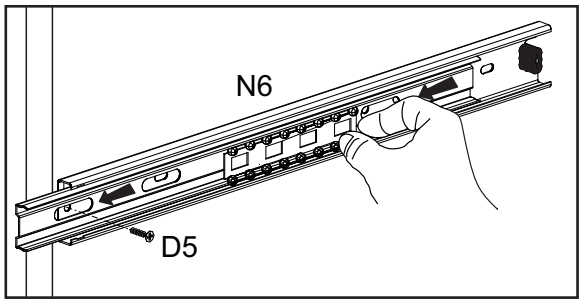
N6
D5

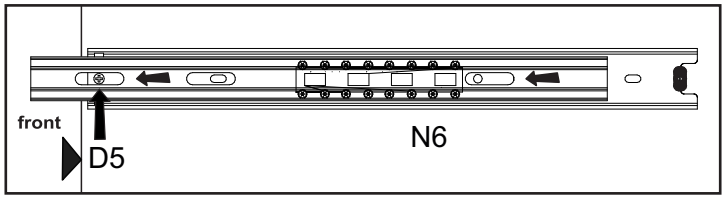
front
D5
N6

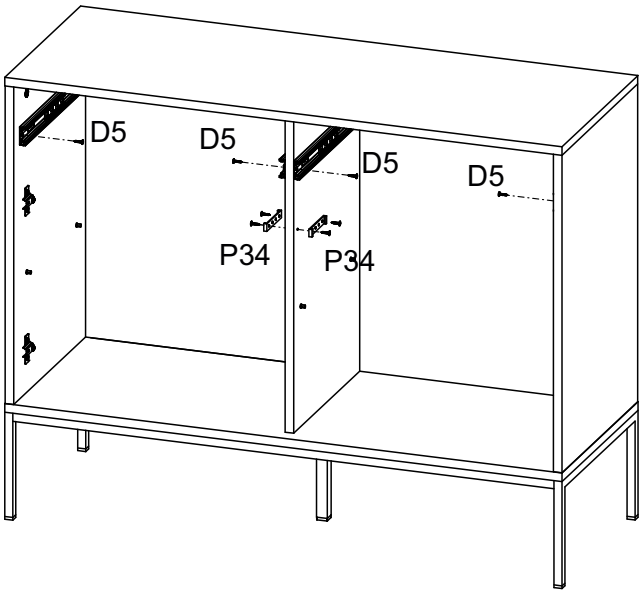
D5
D5
D5
D5
P34
P34

15

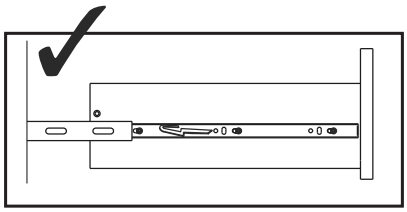

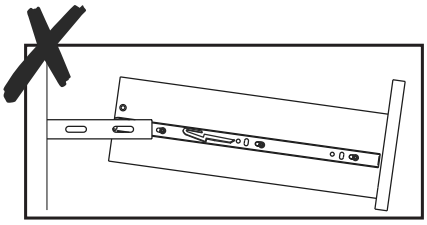

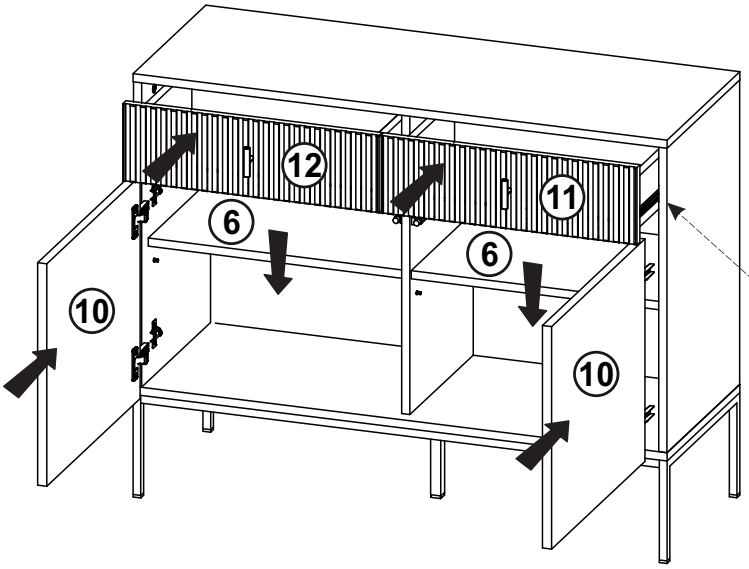
12
11
6
6
10
10

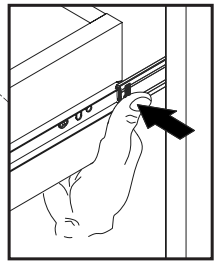

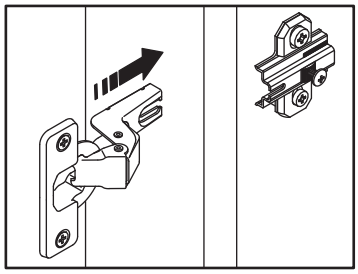

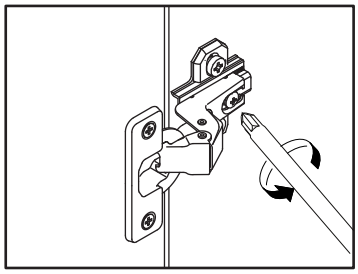


6

16

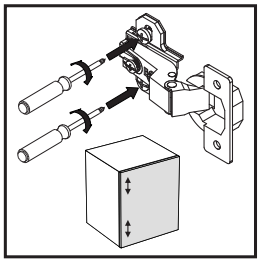

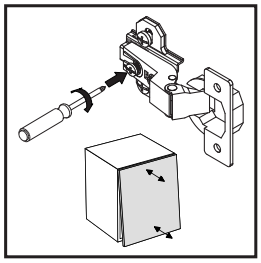

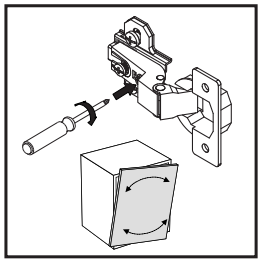



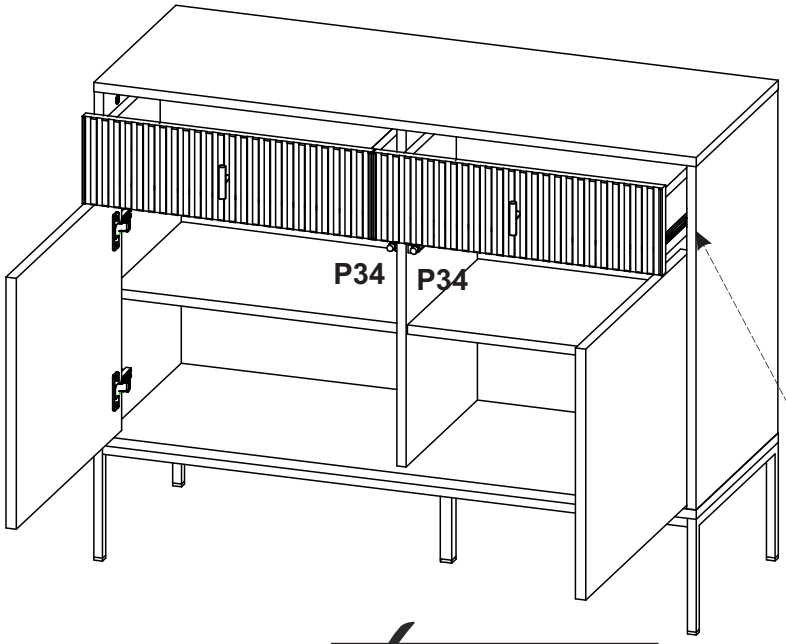

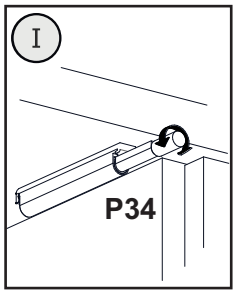

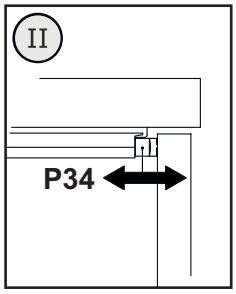

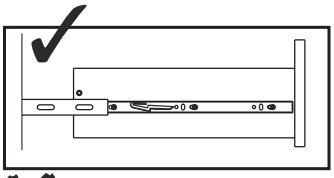

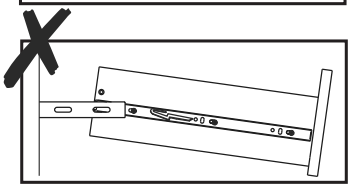

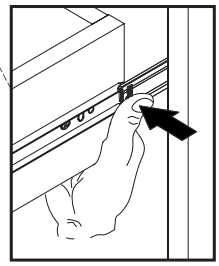

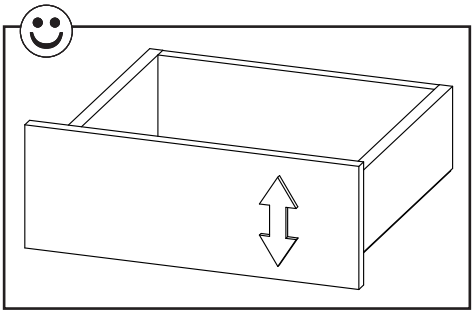

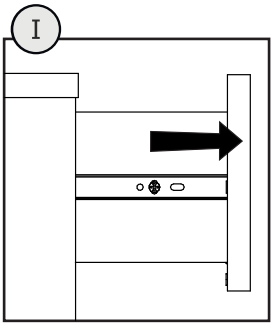

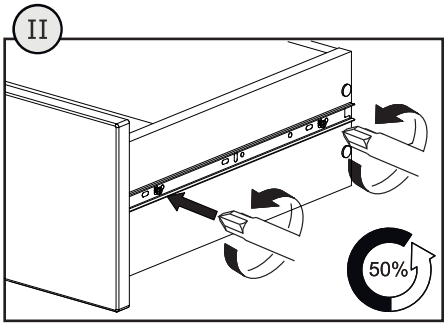

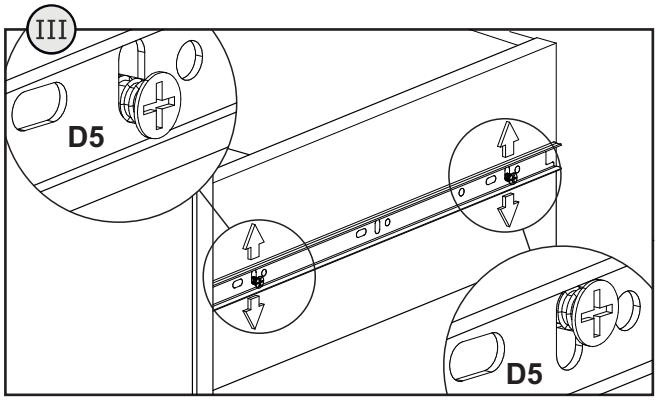

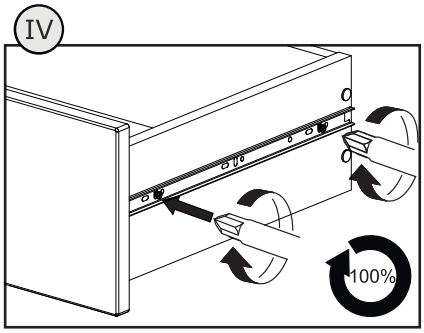

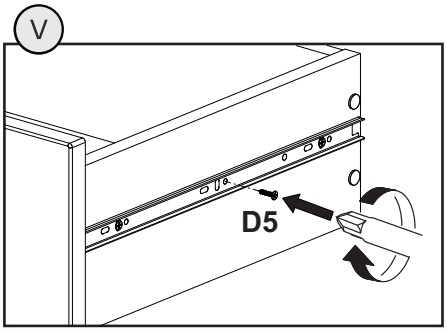

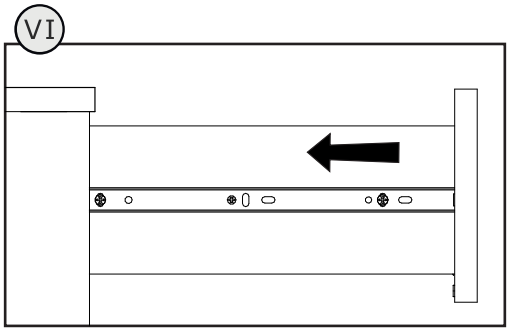

max.

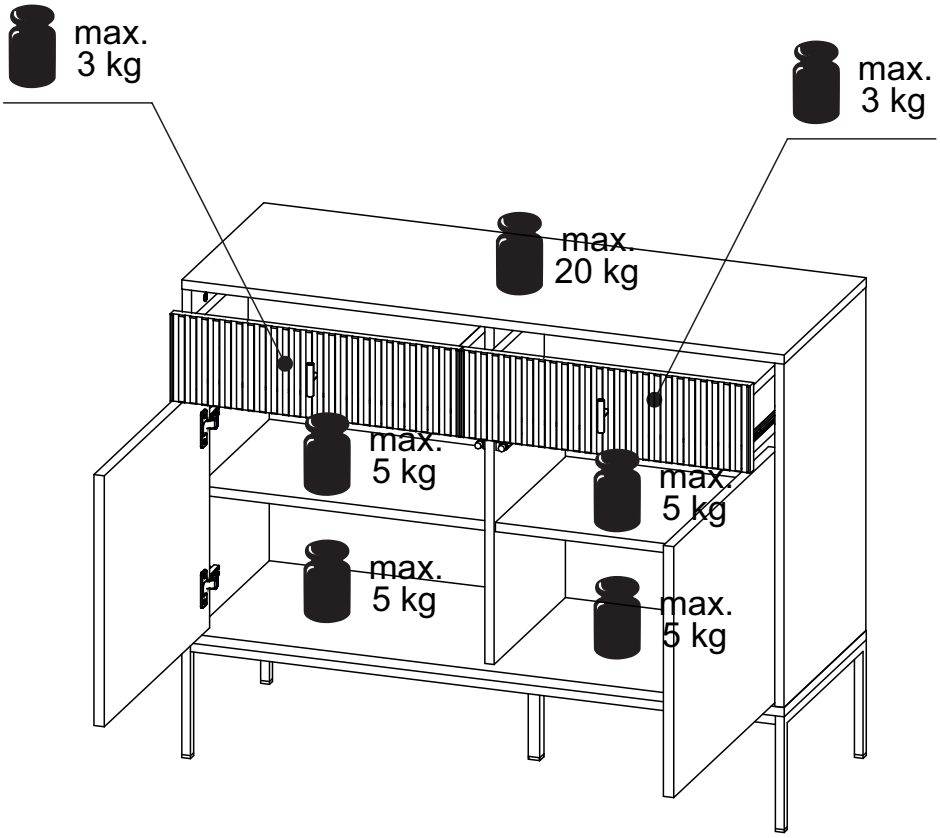
max.
3 kg
max.
3 kg
max.
20 kg
max.
5 kg
max.
5 kg
max.
5 kg
max.
5 kg