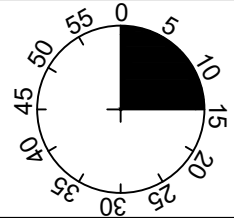

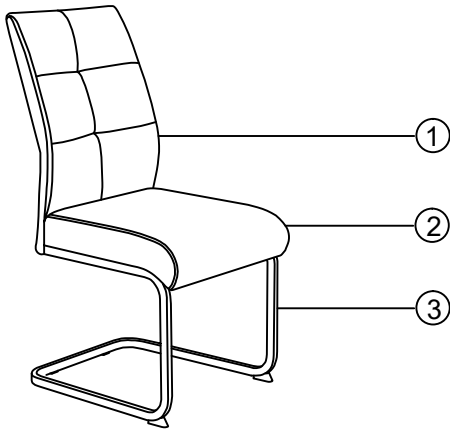


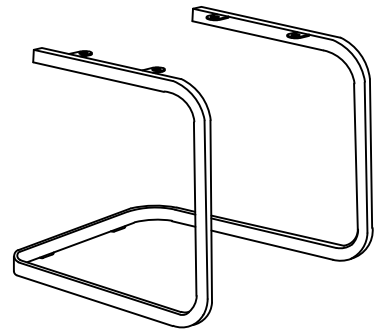
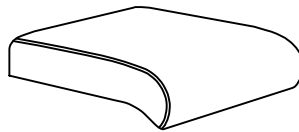
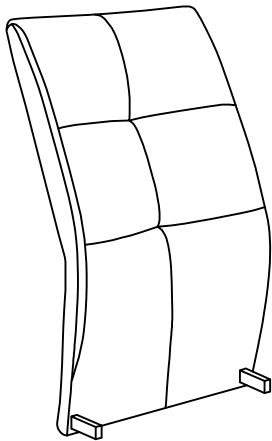
# Ines



1

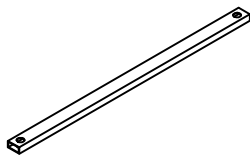
2

3

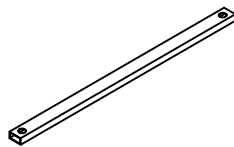


4

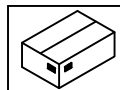
5



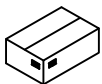
430mm



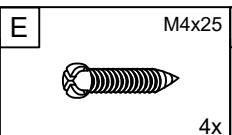
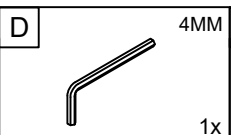
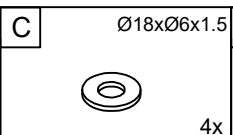
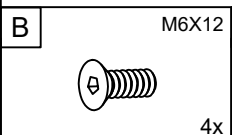
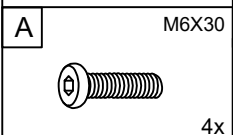
410mm



1	1x	1/2
2	1x	2/2
3	1x	1/2
4	1x	2/2
5	1x	2/2



1/2



**1.**

1

E M4x25 4x

F 2x

100%

2

B M6x12 4x

D 4MM 1x

75%

3

A M6X30 4x

C Ø18xØ6x1.5 4x

D 4MM 1x

75%

4

D 4MM 1x

100%

**LE TRI FACILE**

BAC DE TRI

Séparez les éléments avant de trier